

VAJE V MERJENJU IN NAČRTOVANJU KOTOV 3. del**Drage učenke in učenci, spoštovani starši.**

Dva tedna pouka na daljavo sta mimo. Tako bomo nadaljevali, kot izgleda, še kar nekaj časa. Za matematiko bom pripravljala vaje od ponedeljka do vključno četrтка. Prosim, da jih delate redno in sproti. Nekateri mi to tudi vsak dan sporočate. Tako tudi nadaljujte. Sem vesela vaših sporočil in vaših izdelkov.

Od tega tedna naprej pa prosim **še vse ostale, ki se mi še niste oglasili** preko elektronske pošte, da to storite. Ponujam vam vsaj dva načina.

Če vam reševanje nalog ne dela težav, mi bo dovolj, da se oglasite v četrtek ali najkasneje v petek. Sporočite samo, da ste matematično delo za tekoči teden opravili. Tako bomo vsi skupaj imeli dokaz o učenju.

Vaše izdelke mi še vedno lahko skenirate in pošljete v pregled. Počasi pa ste se že naučili, da ste sposobni tudi sami preveriti in prepoznati svoje napačne rešitve in jih tudi popraviti. Če pa vam to ne uspe, mi sporočite. Dobili boste pomoč.

Če vam je lažje, pa se mi oglasite vsak dan.

Moj naslov darinka.mravljja@os-ajdovscina.si

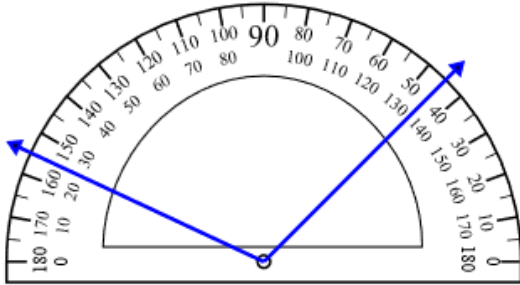
Lep pozdrav in vse dobro.

Vaje so na naslednji strani.

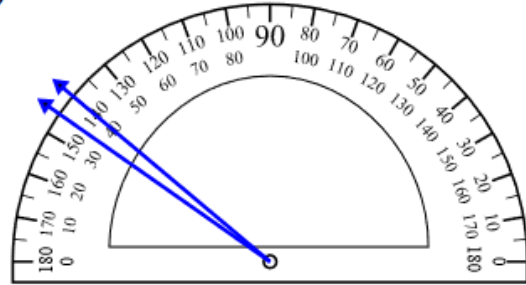
1. naloga

Zapiši, koliko merijo koti. Pomagaj si z odštevanjem.

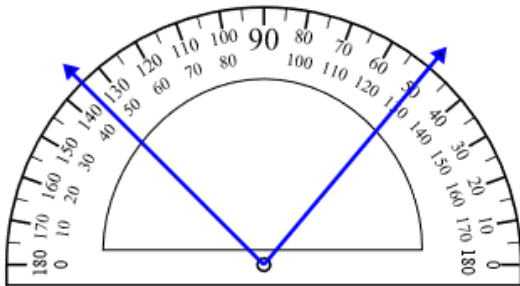
1)



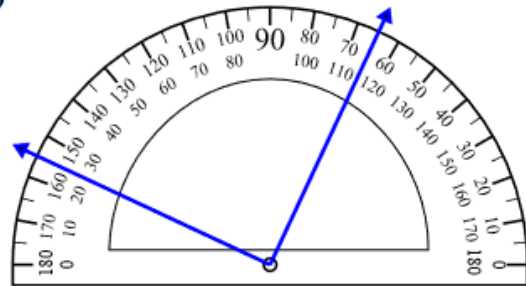
2)



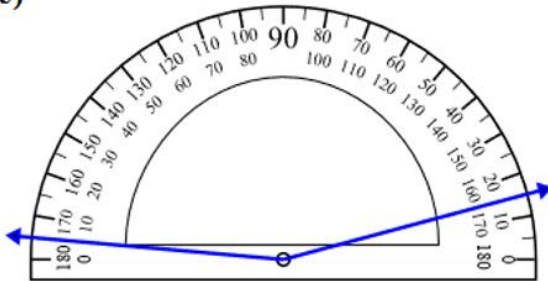
3)



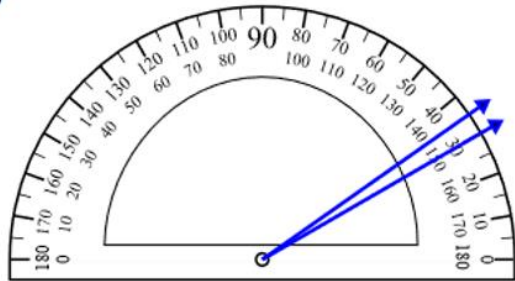
4)



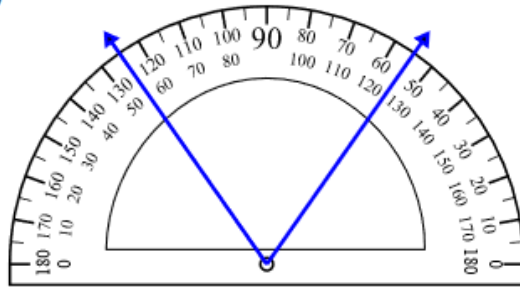
5)



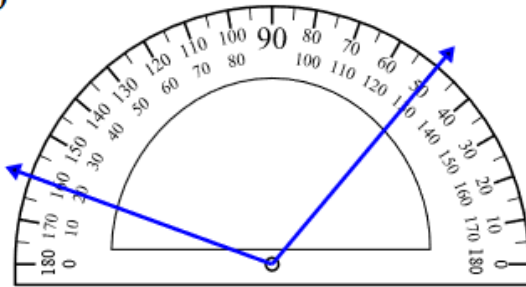
6)



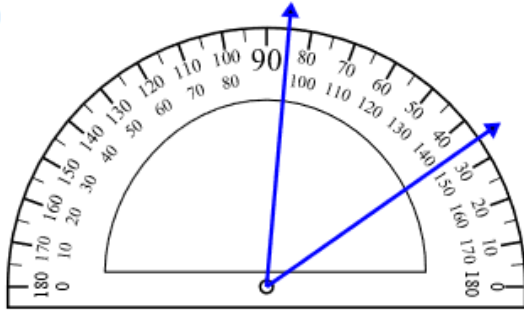
7)



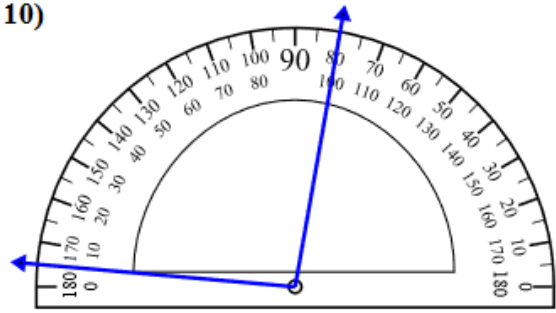
8)



9)

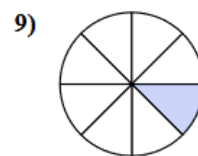
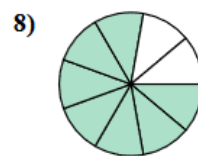
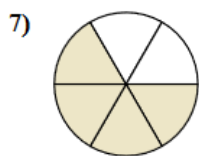
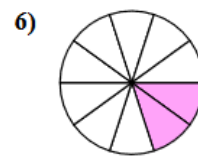
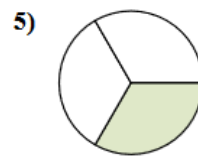
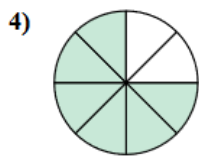
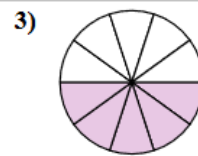
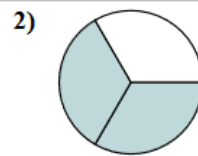
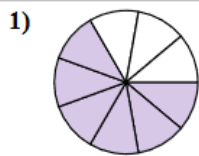


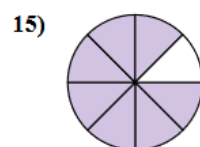
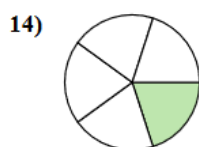
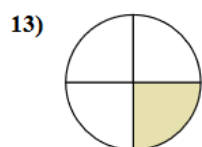
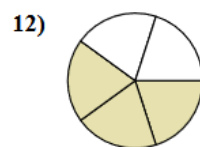
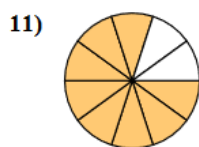
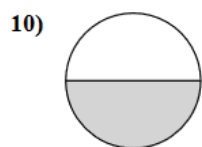
10)



2. naloga

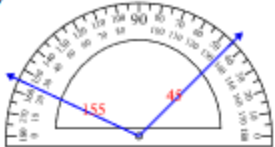
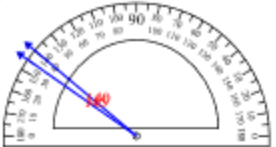
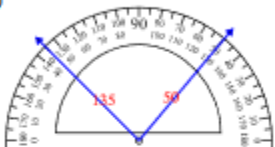







Koliko stopinj pripada pobarvanemu delu kroga? Lahko si pomagaš z računom, če veš, da pripada celemu krogu 360 stopinj.





REŠITVE

1. naloga

1) 	2) 	1. <u>110°</u>
3) 	4) 	2. <u>5°</u>
5) 	6) 	3. <u>85°</u>
7) 	8) 	4. <u>90°</u>
9) 	10) 	5. <u>160°</u>
		6. <u>5°</u>
		7. <u>70°</u>
		8. <u>110°</u>
		9. <u>50°</u>
		10. <u>95°</u>

Rešitve 2. naloge

1. <u>240°</u>	6. <u>72°</u>	11. <u>288°</u>
2. <u>240°</u>	7. <u>240°</u>	12. <u>216°</u>
3. <u>180°</u>	8. <u>280°</u>	13. <u>90°</u>
4. <u>270°</u>	9. <u>45°</u>	14. <u>72°</u>
5. <u>120°</u>	10. <u>180°</u>	15. <u>315°</u>